



**Essentials of Fire Fighting**  
**6<sup>th</sup> Edition**  
**Firefighter I**

**Chapter 3 — Fire Department Communications**




**Learning Objective 1**

Explain the procedures for receiving emergency and nonemergency external communications.

3-1 

**Learning Objective 2**

Describe the information required to dispatch emergency services.

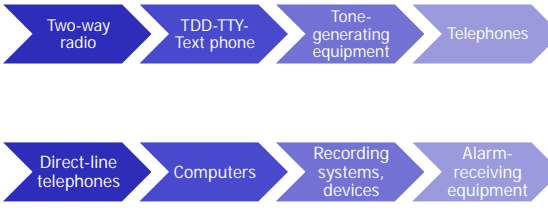
3-2 


**Emergency calls are received through two basic systems.**



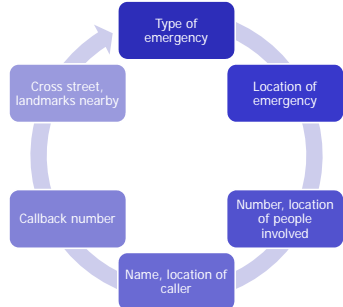
3-3 


**Communications centers contain a variety of equipment.**



3-4 

**Processing an emergency call requires gathering information.**



3-5 

**Emergency calls are reported to responders in a variety of ways.**

**Enhanced 9-1-1**

**Public Alerting Systems**

- Radio
- Wired telegraph circuit box
- Telephone fire alarm box
- Radio fire alarm box

3-6



**REVIEW QUESTION**

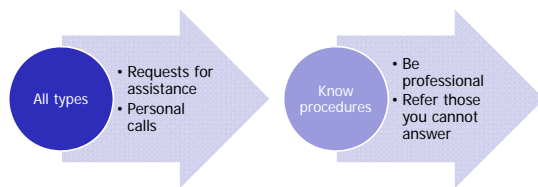


What is the procedure for receiving an emergency external communication?

3-7



**Receiving nonemergency calls is also a part of station life.**



3-8



**You must remain calm and courteous when handling angry calls.**

Take information

Refer caller

PIO as contact

Be familiar with department

3-9



**Some stations may have a watch room that is monitored at all times.**



3-10



**Emergency services dispatching begins with some form of alert.**

Audible alarm

Pager

Alerting device

3-11



## REVIEW QUESTION



What is the procedure for receiving a nonemergency external communication?

3-12



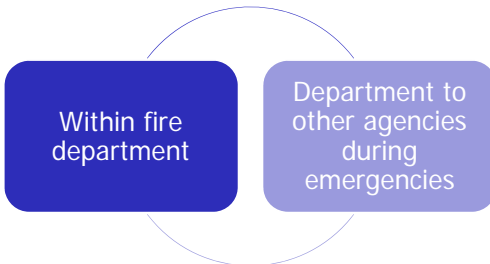
## Learning Objective 3

Describe the systems used for internal communications.

3-13



**Internal communications are transmitted to specific groups.**



3-14



**Radio systems used to transmit messages vary based on location and size.**



Fixed location

Mobile

Portable

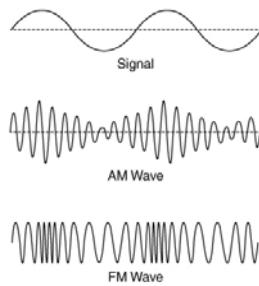
Courtesy of James Wu

3-15



**Radio signals transmit in either analog or digital format over two types of carrier waves.**

Comparing AM and FM Radio Waves



**Signal transmission occurs depending on the type of equipment in the system.**

Simplex Radio System



(Cont.)

3-17



Signal transmission occurs depending on the type of equipment in the system.



(Cont.)

3-18

Signal transmission occurs depending on the type of equipment in the system.



3-19

Modern fireground systems are designed to operate on multiple channels.

Dispatching channel

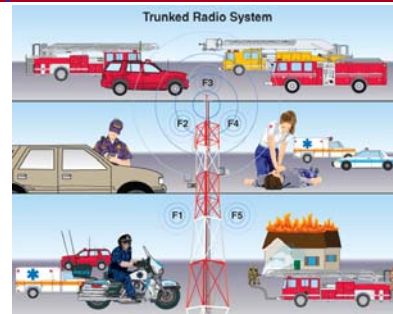
Command channel

Unit to personnel channel

Nonemergency channel for training

3-20

A trunked system uses repeaters to assign transmissions to available frequencies.



3-21

REVIEW QUESTION



What types of systems are used for internal communication?

3-22

Radio communication and terminology are regulated by specific practices.

Communications Commissions – Both U.S. and Canada

Do not send personal messages over department channel

Use clear text

3-23

## Learning Objective 4

Explain radio limitations that may impact internal communications.

3-24



There are several radio limitations that can impact internal communications.

Click for next slide



3-25



## REVIEW QUESTION



What radio limitations can impact internal communications?

3-26



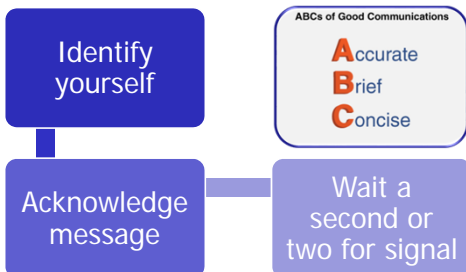
## Learning Objective 5

Describe radio procedures used for internal communications.

3-27



Always follow local protocols when sending a message, these are part of the official incident record.



3-28



## WARNING

DO NOT REMOVE YOUR FACEPIECE TO TALK INTO THE MIC.

1-29



## REVIEW QUESTION



What radio procedures must be followed for internal communications?

3-30



## Summary

- Fire department communications are a critical factor in the successful outcome of any incident.
- There is a direct connection between fireground communications and fireground safety: The better the communications, the safer the incident.

3-31



## Learning Objective 6

Handle emergency and nonemergency calls.

*This objective is measured in Skill Sheet 3-1-1.*

3-32



## Learning Objective 7

Use a portable radio for routine and emergency traffic.

*This objective is measured in Skill Sheet 3-1-2.*

3-33

